



District Report Card: 2017


State: Nagaland	District: Mon
Class: 3	Subject: Language
Schools: 55	Students: 808


Participation/Coverage


Students

 GENDER	Boys		Girls	
	Number	%	Number	%
	350	43.32	458	56.68

 AREA	Rural		Urban	
	Number	%	Number	%
	651	80.57	157	19.43

 CATEGORY	SC		ST		OBC		GEN	
	Number	%	Number	%	Number	%	Number	%
	8	0.99	793	98.14	1	0.12	6	0.74

 CWSN	LD	VI	HI	S&LD	ID	Oth
	5	0	0	0	0	0

 Management	Government		Government-aided	
	Number	%	Number	%
	808	100.00	0	0.00

Average Performance of Students in Language (%)

Overall	Gender		Area		Management		Social Group			
	Male	Female	Rural	Urban	Govt.	Aided	SC	ST	OBC	GEN
56.87	56.67	57.03	60.13	43.35	56.87	0.00	41.67	57.01	26.67	64.44

Performance on Learning Outcomes (LOs)

Learning Outcomes	Description	Average Performance(%)
L304	Reads small texts with comprehension i.e., identifies main ideas, details, sequence and draws conclusions	59.38
L312	Reads printed scripts on the classroom walls: poems, posters, charts etc.	51.86

Range of Performance of Students who Answered Correctly							
Below 30%		30% - 50%		50% - 75%		Above 75%	
Number	%	Number	%	Number	%	Number	%
114	14.11	235	29.08	251	31.06	208	25.74

Lowest Performing Learning Outcomes (LOs)

1 - Reads printed scripts on the classroom walls: poems, posters, charts etc. (51.86)

2 - Reads small texts with comprehension i.e., identifies main ideas, details, sequence and draws conclusions (59.38)